

EAGAN

MANUFACTURING CO., INC.

P.O. Box 620 | 602 Eagan Road | Black Rock, Arkansas 72415
P 870.878.6805 | F 870.878.6280 | www.eaganmfg.com

E1HDL DOORS

The E1HDL door series is a heavy-duty, continuous-hinged, laminated door designed for portable buildings, sheds, mobile homes, garages, shops and poultry houses. Built with a sturdy aluminum frame, stainless steel continuous hinge rod, and a variety of skin material and color options, the E1HDL is our most popular entry door series.

STANDARD DOOR SIZES

*SINGLE DOOR				**DOUBLE DOOR	
12 x 80	24 x 72	36 x 76	48 x 80	60 x 72	72 x 72
16 x 72	36 x 63	36 x 80	60 x 72	64 x 72	72 x 76
18 x 72	36 x 71	48 x 72	60 x 76	64 x 76	72 x 80
24 x 60	36 x 72	48 x 76	60 x 80	64 x 80	

*** E1HD series doors are also available with a 2.5 density polyurethane injected foam core. Please ask one of our knowledgeable sales associates for details, 1-870-878-6805.



STRIKER PLATE



HINGE



OUTSIDE FRAME



DOOR SPECIFICATIONS

- Heavy duty continuous hinge
- 1/8" stainless steel continuous hinge rod
- 6 hinge tabs with (3) # 9 climaseal screws per tab holding core to outside frame
- 1 5/8" door panel with 1 lb. density polystyrene and pvc
- .050 wall aluminum extrusion
- Each E1HDL door has 2 seals
- Inner 3/4" x 1/4" foam seal.
- Outer vinyl bulb seal
- Heavy Duty, 1/8" off-set striker plate prevents doors from popping open

EAGAN

MANUFACTURING CO., INC.

P.O. Box 620 | 602 Eagan Road | Black Rock, Arkansas 72415
P 870.878.6805 | F 870.878.6280 | www.eaganmfg.com

OPTIONS/ACCESSORIES

SEVERAL CHOICES OF DOOR SKIN MATERIALS ARE AVAILABLE IN A VARIETY OF COLORS

- .019 embossed painted aluminum
- .014 galvanized embossed painted steel
- .045 frp (fiberglass)
- .050 UV protected poly

COLOR OPTIONS

WHITE	CREAM	TAN	BROWN
GRAY	STONE*	TAUPE*	HICKORY MOSS*

*ONLY AVAILABLE IN FIBERGLASS
CUSTOM COLORS AVAILABLE

LOCK SET



DEADBOLT



MASTER KEYS



RV LOCK




CAM LOCK



PIVOT LATCH




SAFETY CHAIN



STANDARD THRESHOLD




LOW PROFILE THRESHOLD



ADD-ON THRESHOLD



DRIP CAP



9-LITE COTTAGE WINDOW



10X10 WINDOW



14X26 12 SLIDING WINDOW



20X24 WINDOW

